

Revenue Overview

	FY 2002 Actual	FY 2003 Current Budget	FY 2003 Estimated	FY 2004 Requested	FY 2004 Recommended	FY 2004 Adopted
General Fund						
Ad Valorem Taxes	43,999,322	45,059,693	47,100,000	57,742,520	57,742,520	
Ad Valorem Taxes (Prior)	1,545,794	1,452,250	1,900,956	1,900,515	1,900,515	
Local Option Sales Tax	16,431,161	16,075,000	18,321,414	20,566,501	20,566,501	
Other Taxes	1,321,384	1,236,000	1,356,754	1,457,394	1,457,394	
Intergovernmental	1,938,389	297,250	308,551	327,933	327,933	
Intergovernmental-Departmental	15,416,120	16,784,601	15,101,678	16,000,025	15,250,025	
Functional Revenues	6,992,840	7,050,474	7,742,651	8,083,712	8,083,712	
Proceeds form Sale of Debt	0	7,150,000	724,653	0	446,072	
Investment Income	1,669,784	1,600,000	1,300,000	1,160,000	1,160,000	
Other Revenues	2,229,201	2,129,611	1,956,896	1,863,520	1,863,520	
Interfund Transfers	3,227,146	1,228,028	659,442	0	0	
Fund Balance	0	14,964,998	0	0	0	
Total	\$94,771,141	\$115,027,905	\$96,472,995	\$109,102,120	\$108,798,192	
Monroe School District						
Ad Valorem Taxes	967,173	984,952	973,306	1,051,248	1,051,248	
Other Taxes	371,031	300,000	398,249	442,996	442,996	
Total	\$1,338,204	\$1,284,952	\$1,371,555	\$1,494,244	\$1,494,244	
Union County School District						
Ad Valorem Taxes	5,612,993	5,990,750	6,156,566	6,560,517	6,560,517	
Other Taxes	1,805,413	1,677,000	2,376,073	2,670,642	2,670,642	
Total	\$7,418,406	\$7,667,750	\$8,532,639	\$9,231,159	\$9,231,159	
Hemby Bridge Fire District						
Ad Valorem Taxes	257,926	376,600	385,515	TBP	TBP	
Other Taxes	78,593	70,800	113,600	134,450	134,450	
Fund Balance	0	38,000	0	TBP	TBP	
Total	\$336,519	\$485,400	\$499,115	\$134,450	\$134,450	
Stallings Fire District						
Ad Valorem Taxes	232,325	314,326	319,345	TBP	TBP	
Other Taxes	38,896	24,200	141,250	159,600	159,600	
Fund Balance	0	0	0	TBP	TBP	
Total	\$271,221	\$338,526	\$460,595	\$159,600	\$159,600	
Fee Supported Fire Districts						
Fire Fees	1,341,075	1,420,199	1,433,700	TBP	TBP	
Total	\$1,341,075	\$1,420,199	\$1,433,700	\$0	\$0	
Detention Facility Debt Service Reserve						
Interest Earnings	17,709	19,000	15,000	15,000	15,000	
Total	\$17,709	\$19,000	\$15,000	\$15,000	\$15,000	
Library Capital Reserve						
Interest Earnings	20,953	5,000	16,000	1,000	1,000	
Total	\$20,953	\$5,000	\$16,000	\$1,000	\$1,000	
Emergency Telephone System						
Service Charges	969,782	918,000	934,400	936,000	936,000	
Interest Earnings	72,825	65,000	34,900	28,700	28,700	
Fund Balance	0	371,893	0	575,820	575,820	
Total	\$1,042,607	\$1,354,893	\$969,300	\$1,540,520	\$1,540,520	
Reappraisal						
Interest Earnings	8,132	8,000	0	0	0	
Transfers from General Fund	425,000	458,500	0	0	0	
Fund Balance	0	4,578	0	0	0	
Total	\$433,132	\$471,078	\$0	\$0	\$0	
Workers' Compensation						
Interest Earnings	88,618	76,000	55,600	44,900	44,900	
Fund Balance	0	270,575	0	466,050	466,050	
Total	\$88,618	\$346,575	\$55,600	\$510,950	\$510,950	

Revenue Overview

	FY 2002 Actual	FY 2003 Current Budget	FY 2003 Estimated	FY 2004 Requested	FY 2004 Recommended	FY 2004 Adopted
Health Benefits						
Interest Earnings	10,383	6,000	4,200	TBP	TBP	
Interfund Charges	3,420,174	3,507,093	TBP	TBP	TBP	
Fund Balance	0	627,227	0	TBP	TBP	
Total	\$3,430,557	\$4,140,320	\$4,200	\$0	\$0	
Dental Benefits						
Interest Earnings	1,461	2,000	1,700	TBP	TBP	
Interfund Charges	206,996	304,084	TBP	TBP	TBP	
Fund Balance	0	0	0	TBP	TBP	
Total	\$208,457	\$306,084	\$1,700	\$0	\$0	
Pension Trust						
Interest Earnings	33,028	27,000	26,950	27,000	27,000	
Interfund Charges	337,635	389,482	418,185	403,822	403,030	
Total	\$370,663	\$416,482	\$445,135	\$430,822	\$430,030	
Water and Sewer						
Fees for Services	16,629,880	15,666,000	16,978,998	17,210,000	17,210,000	
Interest Earnings	748,622	600,000	528,011	528,011	528,011	
Federal Grant	0	115,000	124,000	0	0	
Transfer from General Fund	1,262,148	1,209,028	0	0	0	
Other Miscellaneous	428,575	0	164,864	180,000	180,000	
Fund Balance	0	12,484,602	0	11,642,635	11,098,074	
Total	\$19,069,225	\$30,074,630	\$17,795,873	\$29,560,646	\$29,016,085	
Sewer Capital Projects						
Interest Earnings	TBP	TBP	TBP	TBP	TBP	
Proceeds from Debt Issuance	TBP	TBP	TBP	TBP	TBP	
Transfers from Water & Sewer	TBP	TBP	TBP	TBP	TBP	
Fund Balance	TBP	TBP	TBP	TBP	TBP	
Total	\$0	\$0	\$0	\$0	\$0	
Water Capital Projects						
Interest Earnings	TBP	TBP	TBP	TBP	TBP	
Proceeds from Debt Issuance	TBP	TBP	TBP	TBP	TBP	
Transfers from Water & Sewer	TBP	TBP	TBP	TBP	TBP	
Fund Balance	TBP	TBP	TBP	TBP	TBP	
Total	\$0	\$0	\$0	\$0	\$0	
Water & Sewer Line Capital Reserve						
Interest Earnings	4,767	4,000	3,900	4,000	4,000	
Total	\$4,767	\$4,000	\$3,900	\$4,000	\$4,000	
Solid Waste						
Fees for Services	2,676,754	2,424,000	2,572,961	2,672,961	2,672,961	
Interest Earnings	58,965	45,000	47,000	50,000	50,000	
Other Miscellaneous	950	0	0	0	0	
Fund Balance	0	1,051,840	0	1,272,134	742,134	
Total	\$2,736,669	\$3,520,840	\$2,619,961	\$3,995,095	\$3,465,095	
Solid Waste Capital Reserve						
Interest Earnings	121,921	100,000	92,300	93,000	93,000	
Total	\$121,921	\$100,000	\$92,300	\$93,000	\$93,000	
Stormwater						
Transfer from General Fund	0	0	0	140,742	140,742	
Total	\$0	\$0	\$0	\$140,742	\$140,742	
Library Capital Project						
Intergovernmental-Departmental	TBP	TBP	TBP	TBP	TBP	
Proceeds form Sale of Debt	TBP	TBP	TBP	TBP	TBP	
Other Revenues	TBP	TBP	TBP	TBP	TBP	
Interfund Transfers	TBP	TBP	TBP	TBP	TBP	
Fund Balance	TBP	TBP	TBP	TBP	TBP	
Total	\$0	\$0	\$0	\$0	\$0	
GRAND Total	\$133,021,844	\$166,983,634	\$130,789,568	\$156,413,348	\$155,034,067	

Expenditure Overview

	FY 2002 Actual	FY 2003 Current Budget	FY 2003 Estimated	FY 2004 Requested	FY 2004 Recommended	FY 2004 Adopted
General Fund						
General Government						
Board of Commissions	227,607	296,660	237,381	238,722	280,000	
BOCC - Special	0	800,000	0	0	0	
Vision 20/20	74,535	72,878	72,878	72,878	72,878	
Central Administration	489,437	802,211	730,331	680,569	736,000	
Dues & Memberships	71,507	78,238	79,000	84,628	84,628	
Internal Audit	68,071	76,105	75,657	75,104	75,104	
Legal	172,483	249,952	230,393	248,382	248,382	
Personnel	734,016	412,157	396,950	442,778	442,778	
Finance	703,506	766,448	740,047	770,395	770,395	
Tax Administration	2,310,056	3,528,580	2,997,069	2,883,335	2,883,335	
Court Facilities	1,513,838	1,619,407	1,867,397	2,956,870	2,956,870	
Elections	365,833	699,282	611,800	1,161,457	1,260,457	
Register of Deeds	698,492	804,452	743,418	779,030	779,030	
Information Systems	1,656,259	2,506,584	2,007,049	1,990,400	1,913,400	
General Services	1,368,939	1,929,634	1,346,095	900,794	900,794	
Public Safety						
Law Enforcement	10,505,056	11,211,726	11,163,436	12,718,700	12,558,982	
Communications	868,046	910,000	926,550	1,216,754	1,216,754	
Homeland Security	128,949	154,994	169,728	228,353	171,494	
Fire Services	644,644	853,860	792,889	1,450,221	850,221	
Inspections	1,552,148	2,007,236	1,924,037	2,103,539	2,103,539	
Animal Control	428,526	475,103	415,894	507,332	507,332	
Medical Examiner	23,400	45,000	22,000	40,000	40,000	
Emergency Medical Services	3,134,040	2,827,435	3,076,977	3,239,566	3,239,566	
Juvenile Detention	118,008	108,000	162,000	162,000	162,000	
Economic & Physical Development						
Planning	348,129	437,879	428,319	511,346	511,346	
Economic Development	274,954	695,498	623,528	700,815	700,815	
Cooperative Extension	272,875	327,295	262,472	290,912	278,912	
Soil Conservation	132,532	138,470	140,900	146,717	146,717	
Forest Management	37,916	50,553	50,553	50,081	50,081	
Human Services						
Public Health	5,074,971	5,878,827	5,461,218	5,601,243	5,599,063	
Social Services	19,651,524	21,313,527	20,505,603	22,585,468	22,355,468	
Delinquency Prevention	47,006	49,028	49,028	48,728	48,728	
Nutrition and Transportation	898,978	1,042,793	967,601	1,044,302	1,044,302	
Veterans' Services	134,629	148,432	142,606	175,398	175,398	
Human Services-JCPC	322,230	376,498	367,226	364,560	364,560	
Mental Health	634,947	646,758	634,663	637,662	637,662	
Turning Point	25,000	25,000	25,000	25,000	25,000	
UDI Sheltered Workshop	26,500	26,500	26,500	26,500	26,500	
Community Shelter	10,000	10,000	10,000	15,000	15,000	
Community Action	76,338	76,338	76,338	76,338	76,338	
Council on Aging	230,371	333,259	258,911	258,911	258,911	
Charlotte Area Transit System	0	0	0	70,060	70,060	
Criminal Justice Partnership	7,000	0	0	0	0	
Education						
UC School Traffic Control	23,269	23,588	25,199	26,554	26,554	
UC School Capital Outlay-Stat	330,089	126,304	126,304	0	0	
UC School Current Expense	17,860,537	20,519,344	20,519,344	23,750,051	21,955,698	
UC School Capital Outlay	18,943,024	16,116,745	16,034,545	20,488,536	17,893,016	
Community College	0	2,764,264	0	286,712	286,712	
Comm. College-Operations	525,000	525,000	525,000	667,000	667,000	
Literacy Council	2,000	2,000	2,000	3,000	3,000	
Cultural and Recreational						
Library	4,779,530	4,885,597	2,753,304	3,425,167	3,325,167	
Parks & Recreation	2,526,500	2,005,008	1,960,912	5,796,442	2,127,542	
Arts Council	45,000	45,000	45,000	55,000	45,000	
Historical Properties	5,000	5,000	5,000	7,000	7,000	

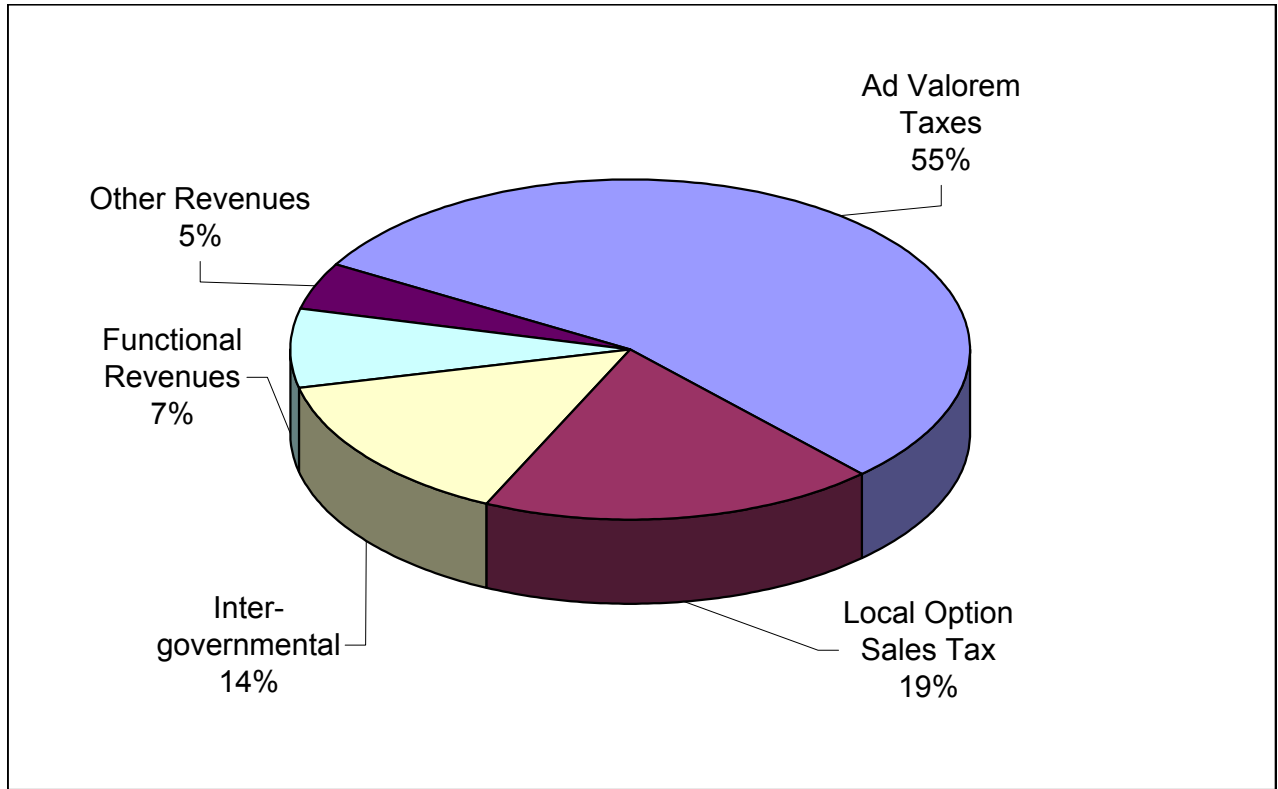
Expenditure Overview

	FY 2002 Actual	FY 2003 Current Budget	FY 2003 Estimated	FY 2004 Requested	FY 2004 Recommended	FY 2004 Adopted
General Fund (continued)						
Symphony Orchestra League	2,000	2,000	2,000	2,000	2,000	
A. Jackson Foundation	0	5,000	5,000	0	0	
Debt Service						
General	0	145,000	0	45,259	45,259	
Contingency/Nondepartmental	0	1,834,754	0	1,764,000	1,764,000	
Interfund Transfers	1,262,148	1,209,028	0	0	0	
Total	102,367,393	115,026,229	102,823,050	123,897,569	114,786,748	
Monroe School District						
Education	1,338,490	1,284,952	1,371,555	1,494,244	1,494,244	
Total	\$1,338,490	\$1,284,952	\$1,371,555	\$1,494,244	\$1,494,244	
Union County School District						
Education	7,464,877	7,667,750	8,532,639	9,231,159	9,231,159	
Total	\$7,464,877	\$7,667,750	\$8,532,639	\$9,231,159	\$9,231,159	
Hemby Bridge Fire District						
Public Safety	334,400	485,400	485,400	TBP	TBP	
Total	\$334,400	\$485,400	\$485,400	\$0	\$0	
Stallings Fire District						
Public Safety	272,285	338,526	338,526	TBP	TBP	
Total	\$272,285	\$338,526	\$338,526	\$0	\$0	
Fee Supported Fire Districts						
Public Safety	1,335,586	1,420,199	1,417,532	TBP	TBP	
Total	\$1,335,586	\$1,420,199	\$1,417,532	\$0	\$0	
Detention Facility Debt Service Reserve						
Transfer to General Fund	23,439	19,000	4,740	15,000	15,000	
Total	\$23,439	\$19,000	\$4,740	\$15,000	\$15,000	
Library Capital Reserve						
Transfer to Library Capital Proje	0	0	680,000	0	0	
Contribution to Fund Balance	0	5,000	16,000	1,000	1,000	
Total	\$0	\$5,000	\$696,000	\$1,000	\$1,000	
Emergency Telephone System						
Public Safety	1,950,552	969,205	931,089	1,540,520	1,540,520	
Nondepartmental	0	5,637	0	0	0	
Transfer to General Cap Project	0	0	66,000	0	0	
Contribution to Fund Balance	0	380,051	0	0	0	
Total	\$1,950,552	\$1,354,893	\$997,089	\$1,540,520	\$1,540,520	
Reappraisal						
General Government	435,533	454,862	0	0	0	
Nondepartmental	0	16,216	0	0	0	
Transfer to General Fund	0	0	164,075			
Total	\$435,533	\$471,078	\$164,075	\$0	\$0	
Workers' Compensation						
General Government	383,837	446,575	399,700	510,950	510,950	
Total	\$383,837	\$446,575	\$399,700	\$510,950	\$510,950	
Health Benefits						
General Government	4,141,871	4,140,320	6,835,290	TBP	TBP	
Total	\$4,141,871	\$4,140,320	\$6,835,290	\$0	\$0	

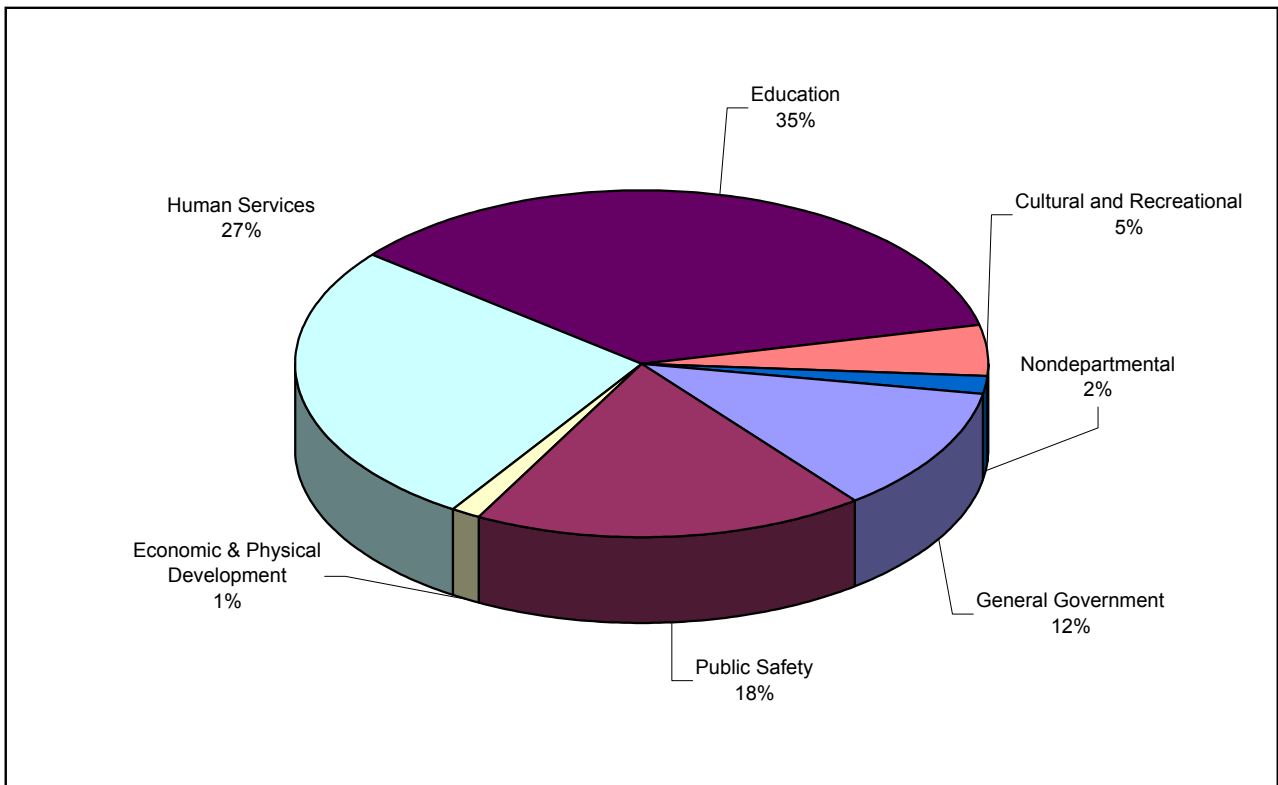
Expenditure Overview

	FY 2002 Actual	FY 2003 Current Budget	FY 2003 Estimated	FY 2004 Requested	FY 2004 Recommended	FY 2004 Adopted
Dental Benefits						
General Government	256,222	303,961	460,100	TBP	TBP	
Contribution to Fund Balance	0	2,123	0	TBP	TBP	
Total	\$256,222	\$306,084	\$460,100	\$0	\$0	
Pension Trust						
General Government	225,731	416,482	359,500	430,822	430,030	
Total	\$225,731	\$416,482	\$359,500	\$430,822	\$430,030	
Water and Sewer						
Water & Sewer Operations	9,047,269	11,816,765	10,757,243	11,689,454	11,144,893	
Water Debt	3,163,789	3,318,082	3,547,381	5,149,829	5,149,829	
Sewer Debt	3,005,793	3,070,923	3,032,986	2,939,280	2,939,280	
Contingency	0	50,000	0	50,000	50,000	
Nondepartmental	0	170,943	0	0	0	
Transfers to:						
General	1,308,214	1,209,028	0	0	0	
Sewer Capital	0	5,201,332	939,454	7,196,376	7,196,376	
Water Capital	1,118,653	5,237,557	2,704,144	2,535,707	2,535,707	
Total	\$17,643,718	\$30,074,630	\$20,981,208	\$29,560,646	\$29,016,085	
Sewer Capital Projects						
Sewer Projects	TBP	TBP	TBP	TBP	TBP	
Total	\$0	\$0	\$0	\$0	\$0	
Water Capital Projects						
Water Projects	TBP	TBP	TBP	TBP	TBP	
Total	\$0	\$0	\$0	\$0	\$0	
Water & Sewer Line Capital Reserve						
Contribution to Fund Balance	0	4,000	4,000	4,000	4,000	
Total	\$0	\$4,000	\$4,000	\$4,000	\$4,000	
Solid Waste						
Solid Waste	2,848,925	3,420,876	3,058,015	3,914,745	3,384,745	
Contingency	0	50,000	0	50,000	50,000	
Nondepartmental	0	49,964	0	30,350	30,350	
Transfers to Solid Waste Resen	62,946	0	0	0	0	
Total	\$2,848,925	\$3,520,840	\$3,058,015	\$3,995,095	\$3,465,095	
Solid Waste Capital Reserve						
Contribution to Fund Balance	0	100,000	92,300	93,000	93,000	
Total	\$0	\$100,000	\$92,300	\$93,000	\$93,000	
Stormwater						
Stormwater	0	0	0	140,742	140,742	
Total	\$0	\$0	\$0	\$140,742	\$140,742	
Library Capital Project						
Library Projects	TBP	TBP	TBP	140,742	140,742	
Total	\$0	\$0	\$0	\$140,742	\$140,742	
GRAND Total	\$141,022,859	\$167,081,958	\$149,020,719	\$171,055,489	\$160,869,315	

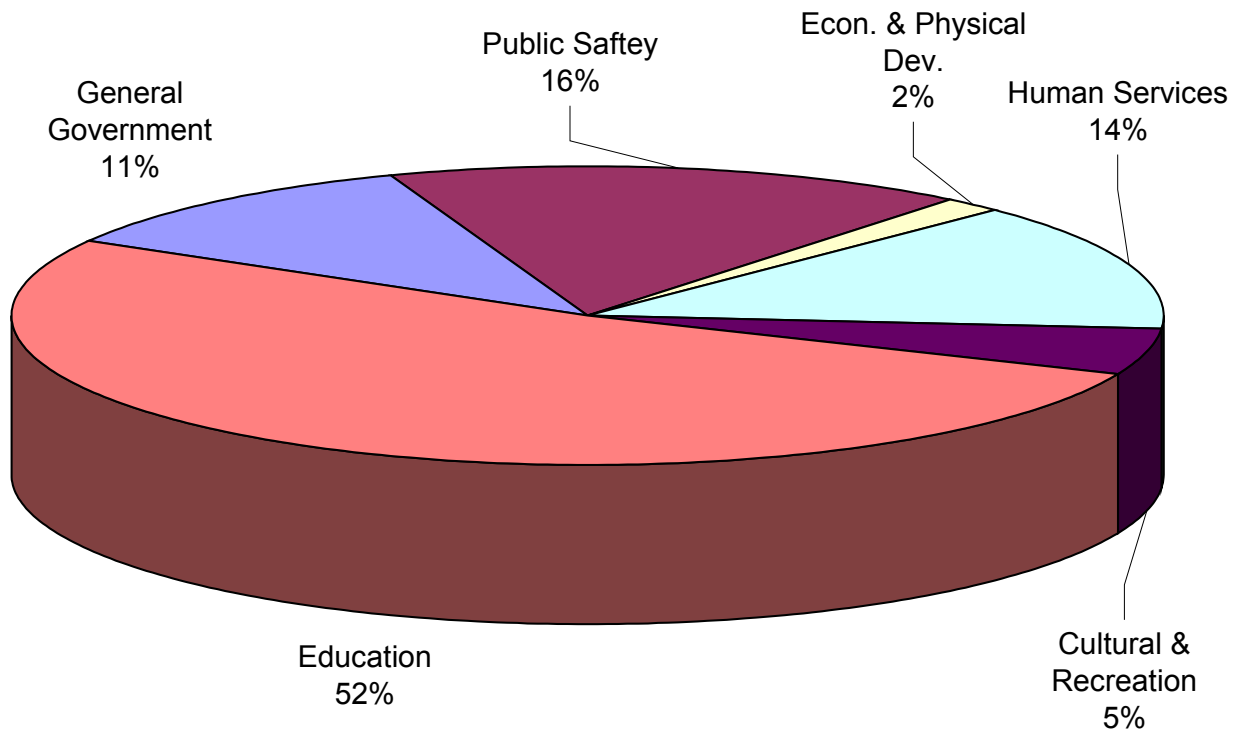
Where the Money Comes From



Where the Money Goes



Where Your County Taxes Go



Fund Balance Projections

	General	Monroe School	Union County School	Hemby Bridge Fire
Unreserved Fund Balance at June 30, 2002	\$55,496,319	\$0	\$0	\$37,104
FY03 Estimated Revenues and Other Sources	96,472,995	1,371,555	8,532,639	499,115
FY03 Estimated Expenditures and Other Uses	102,823,050	1,371,555	8,532,639	485,400
Projected Unreserved Fund Balance at June 30, 2003	\$49,146,264	\$0	\$0	\$50,819
FY04 Estimated Revenues and Other Sources	108,798,192	1,494,244	9,231,159	TBP
FY04 Estimated Expenditures and Other Uses	114,786,748	1,494,244	9,231,159	TBP
Projected Unreserved Fund Balance at June 30, 2004	\$43,157,708	\$0	\$0	TBP

	Stallings Fire	Fee Supported Fire	Detention Facility Debt Reserve	Library Capital Reserve
Unreserved Fund Balance at June 30, 2002	\$4,487	\$25,499	\$676,269	\$805,789
FY03 Estimated Revenues and Other Sources	460,595	1,433,700	15,000	16,000
FY03 Estimated Expenditures and Other Uses	338,526	1,417,532	4,740	680,000
Projected Unreserved Fund Balance at June 30, 2003	\$126,556	\$41,667	\$686,529	\$141,789
FY04 Estimated Revenues and Other Sources	TBP	TBP	15,000	1,000
FY04 Estimated Expenditures and Other Uses	TBP	TBP	15,000	0
Projected Unreserved Fund Balance at June 30, 2004	TBP	TBP	\$686,529	\$142,789

Fund Balance Projections

	Emergency Telephone System	Reappraisal	Workers' Compensation	Health Benefits
Unreserved Fund Balance at June 30, 2002	\$1,782,047	\$164,075	\$2,915,951	\$711,921
FY03 Estimated Revenues and Other Sources	969,300	0	55,600	TBP
FY03 Estimated Expenditures and Other Uses	997,089	164,075	399,700	TBP
Projected Unreserved Fund Balance at June 30, 2003	\$1,754,258	\$0	\$2,571,851	TBP
FY04 Estimated Revenues and Other Sources	964,700	0	44,900	TBP
FY04 Estimated Expenditures and Other Uses	1,540,520	0	510,950	TBP
Projected Unreserved Fund Balance at June 30, 2004	\$1,178,438	\$0	\$2,105,801	TBP

	Dental Benefits	Pension Trust	Water and Sewer	Water and Sewer Capital
Unreserved Fund Balance at June 30, 2002	\$88,228	\$1,322,162	\$28,147,120	(\$510,020)
FY03 Estimated Revenues and Other Sources	TBP	445,135	17,795,873	TBP
FY03 Estimated Expenditures and Other Uses	TBP	359,500	20,981,208	TBP
Projected Unreserved Fund Balance at June 30, 2003	TBP	\$1,407,797	\$24,961,785	TBP
FY04 Estimated Revenues and Other Sources	TBP	430,030	17,918,011	TBP
FY04 Estimated Expenditures and Other Uses	TBP	430,030	29,016,085	TBP
Projected Unreserved Fund Balance at June 30, 2004	TBP	\$1,407,797	\$13,863,711	TBP

Fund Balance Projections

	Water and Sewer Reserve	Solid Waste	Solid Waste Reserve	Stormwater
Unreserved Fund Balance at June 30, 2002	\$183,335	\$2,229,393	\$4,466,397	\$0
FY03 Estimated Revenues and Other Sources	3,900	2,619,961	92,300	0
FY03 Estimated Expenditures and Other Uses	0	3,058,015	0	0
Projected Unreserved Fund Balance at June 30, 2003	\$187,235	\$1,791,339	\$4,558,697	\$0
FY04 Estimated Revenues and Other Sources	4,000	2,722,961	93,000	140,742
FY04 Estimated Expenditures and Other Uses	0	3,465,095	2,982,630	140,742
Projected Unreserved Fund Balance at June 30, 2004	\$191,235	\$1,049,205	\$1,669,067	\$0

	Library Capital
Unreserved Fund Balance at June 30, 2002	TBP
FY03 Estimated Revenues and Other Sources	TBP
FY03 Estimated Expenditures and Other Uses	TBP
Projected Unreserved Fund Balance at June 30, 2003	TBP
FY04 Estimated Revenues and Other Sources	TBP
FY04 Estimated Expenditures and Other Uses	TBP
Projected Unreserved Fund Balance at June 30, 2004	TBP

Fund Balance Projections

	General	Monroe School	Union County School	Hemby Bridge Fire	Stallings Fire
Beginning Balance June 30, 2003	\$49,146,264	\$0	\$0	\$50,819	\$126,556
REVENUES					
Ad Valorem Taxes	57,742,520	1,051,248	6,560,517	TBP	TBP
Other Taxes	24,252,343	442,996	2,670,642	TBP	TBP
Intergovernmental	15,250,025	0	0	0	0
Functional Revenues	8,083,712	0	0	0	0
Other Revenues	1,863,520	0	0	0	0
Investment Income	1,160,000	0	0	0	0
Other Financing Sources	446,072	0	0	0	0
Total Revenues	\$108,798,192	\$1,494,244	\$9,231,159	TBP	TBP
Total Available Resources	\$157,944,456	\$1,494,244	\$9,231,159	TBP	TBP
EXPENDITURES					
General Government	13,404,051	0	0	0	0
Public Safety	20,895,147	0	0	TBP	TBP
Econ. & Physical Dev.	1,687,871	0	0	0	0
Human Services	30,696,990	0	0	0	0
Education	40,831,980	1,494,244	9,231,159	0	0
Cultural & Recreational	5,506,709	0	0	0	0
Non-departmental	1,764,000	0	0	0	0
Utilities/Environmental	0	0	0	0	0
Total Uses	\$114,786,748	\$1,494,244	\$9,231,159	TBP	TBP
Ending Balance June 30, 2004	\$43,157,708	\$0	\$0	TBP	TBP

Fund Balance Projections

	Fee Supported Fire	Detention Facility Debt Reserve	Library Capital Reserve	Emergency Telephone System	Reappraisal
Beginning Balance June 30, 2003	\$41,667	\$686,529	\$141,789	\$1,754,258	\$164,075
REVENUES					
Ad Valorem Taxes	0	0	0	0	0
Other Taxes	0	0	0	0	0
Intergovernmental	0	0	0	0	0
Functional Revenues	TBP	0	0	936,000	0
Other Revenues	0	0	0	0	0
Investment Income	0	15,000	1,000	28,700	0
Other Financing Sources	0	0	0	0	0
Total Revenues	TBP	\$15,000	\$1,000	\$964,700	\$0
Total Available Resources	TBP	\$701,529	\$142,789	\$2,718,958	\$164,075
EXPENDITURES					
General Government	0	0	0	0	0
Public Safety	TBP	0	0	1,540,520	0
Econ. & Physical Dev.	0	0	0	0	0
Human Services	0	0	0	0	0
Education	0	0	0	0	0
Cultural & Recreational	0	0	0	0	0
Non-departmental	0	15,000	0	0	164,075
Utilities/Environmental	0	0	0	0	0
Total Uses	TBP	\$15,000	\$0	\$1,540,520	\$164,075
Ending Balance June 30, 2004	TBP	\$686,529	\$142,789	\$1,178,438	\$0

Fund Balance Projections

	Workers' Compensation	Health Benefits	Dental Benefits	Pension Trust	Water and Sewer
Beginning Balance June 30, 2003	\$2,571,851	TBP	TBP	\$1,407,797	\$24,961,785
REVENUES					
Ad Valorem Taxes	0	0	0	0	0
Other Taxes	0	0	0	0	0
Intergovernmental	0	0	0	0	0
Functional Revenues	0	0	0	0	17,390,000
Other Revenues	0	TBP	TBP	403,030	0
Investment Income	44,900	0	0	27,000	528,011
Other Financing Sources	0	0	0	0	0
Total Revenues	\$44,900	TBP	TBP	\$430,030	\$17,918,011
Total Available Resources	\$2,616,751	TBP	TBP	\$1,837,827	\$42,879,796
EXPENDITURES					
General Government	0	TBP	TBP	0	0
Public Safety	0	0	0	0	0
Econ. & Physical Dev.	0	0	0	0	0
Human Services	0	0	0	0	0
Education	0	0	0	0	0
Cultural & Recreational	0	0	0	0	0
Non-departmental	510,950	0	0	430,030	0
Utilities/Environmental	0	0	0	0	29,016,085
Total Uses	\$510,950	TBP	TBP	\$430,030	\$29,016,085
Ending Balance June 30, 2004	\$2,105,801	TBP	TBP	\$1,407,797	\$13,863,711

Fund Balance Projections

	Water and Sewer Capital	Water and Sewer Reserve	Solid Waste	Solid Waste Reserve	Stormwater
Beginning Balance June 30, 2003	TBP	\$187,235	\$1,791,339	\$4,558,697	\$0
REVENUES					
Ad Valorem Taxes	0	0	0	0	0
Other Taxes	0	0	165,000	0	0
Intergovernmental	0	0	0	0	0
Functional Revenues	0	0	2,507,961	0	0
Other Revenues	0	0	0	0	0
Interfund Charges	0	0	0	0	0
Investment Income	0	4,000	50,000	93,000	0
Other Financing Sources	0	0	0	0	140,742
Total Revenues	TBP	\$4,000	\$2,722,961	\$93,000	\$140,742
Total Available Resources	TBP	\$191,235	\$4,514,300	\$4,651,697	\$140,742
EXPENDITURES					
General Government	0	0	0	0	0
Public Safety	0	0	0	0	0
Econ. & Physical Dev.	0	0	0	0	140,742
Human Services	0	0	0	0	0
Education	0	0	0	0	0
Cultural & Recreational	0	0	0	0	0
Non-departmental	0	0	0	0	0
Utilities/Environmental	0	0	3,465,095	2,982,630	0
Total Uses	TBP	\$0	\$3,465,095	\$2,982,630	\$140,742
Ending Balance June 30, 2004	TBP	\$191,235	\$1,049,205	\$1,669,067	\$0

Fund Balance Projections

Library Capital	
Beginning Balance June 30, 2003	TBP
REVENUES	
Ad Valorem Taxes	0
Other Taxes	0
Intergovernmental	0
Functional Revenues	0
Other Revenues	0
Interfund Charges	0
Investment Income	0
Other Financing Sources	0
 Total Revenues	 TBP
 Total Available Resources	 TBP
EXPENDITURES	
General Government	0
Public Safety	0
Econ. & Physical Dev.	0
Human Services	0
Education	0
Cultural & Recreational	0
Non-departmental	0
Utilities/Environmental	0
 Total Uses	 TBP
Ending Balance June 30, 2004	TBP

Positions by Department/Agency

DEPARTMENT	Current FY02-03	Requested FY03-04	Recommended FY03-04
Central Administration	7.0	7.0	7.0
Internal Audit	1.0	1.0	1.0
Legal	2.8	2.8	2.8
Personnel	6.0	6.0	6.0
Finance	10.0	10.0	10.0
Tax Administration	45.0	45.0	45.0
Elections	5.4	5.3	5.3
Register of Deeds	10.0	10.0	10.0
Information Systems	12.0	12.0	12.0
General Services	13.4	13.4	13.4
Law Enforcement	164.8	177.0	177.0
Communications	23.0	29.0	29.0
Homeland Security	3.0	3.0	3.0
Fire Services	6.0	6.0	6.0
Inspections	29.0	29.0	29.0
Animal Control	10.0	11.0	11.0
Planning	5.0	4.0	4.0
Economic Development	2.0	2.0	2.0
Cooperative Extension	10.0	10.0	10.0
Soil Conservation	3.0	3.0	3.0
Health	98.1	94.7	94.7
Social Services	177.5	182.5	182.5
Delinquency Prevention	1.0	1.0	1.0
Senior Services	13.5	14.5	14.5
Veterans' Services	2.0	3.0	3.0
Library	44.8	52.8	51.8
Parks & Recreation	14.0	14.0	14.0
Storm Water	0.0	1.3	1.3
Public Works	102.1	104.8	102.8
TOTAL	821.3	855.0	852.0

